

Introducing the Reflectix® Concrete Slab Insulation



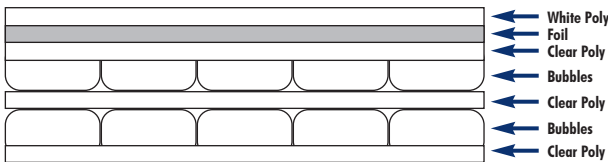
Benefits:

- R-value 1.1
- Enhances Radiant Floor Systems
- Vapor Retarder
- Non-Toxic/Non-Carcinogenic
- Fiber Free
- Radon Retarder
- Installs Quickly and Easily
- Lightweight and Clean
- Not Affected by Moisture/Humidity
- No Nesting Characteristics for Insects
- No Need for Protective Garments or Respirators When Installing

Reflectix® Concrete Slab Insulation consists of seven layers. The first layer of white poly is bonded to foil to protect from lime in curing concrete. Each outer layer is bonded to a tough layer of polyethylene for strength. Two inner layers of insulating bubbles resist conductive heat flow while a center layer of polyethylene gives Reflectix® high reliability and strength.



Uses:

- Insulation (and a Vapor Moisture Retarder) under a Concrete Slab
- Insulation under a Radiant Floor System (in a Slab)
- Insulation under a Snow Melt System (in a Slab)



Technical Data:

| | |
|---------------------------------------|-------------------------------|
| Temperature Range: | -60 degrees to +180 degrees F |
| Nominal Thickness: | 5/16 inch (.312) |
| Weight: | 1.25 oz./sq. ft. |
| Linear Shrinkage: | None |
| Water Vapor Transmission (ASTM E 96): | 0.02 Perms |
| Puncture Resistance: | 60 lb./in. |
| Mold and Mildew: | No Growth |
| Tensile Strength: | 3.7 N/mm |
| Pliability: | No Cracking |
| Physical Properties - Compression: | 6% |



Reflectix, Inc.

#1 School St. (POB 108) Markleville, IN 46056
 Ph: (800) 879-3645 (US/Can) • (765) 533-4332
 Fax: (765) 533-2327 • Email: customerservice@reflectixinc.com
www.reflectixinc.com
www.youtube.com/ReflectixInsulation
www.facebook.com/ReflectixInsulation
www.pinterest.com/reflectixinc

Pictured Above:
 Under a Concrete Slab (Top)
 Radiant Heating in a Concrete Floor (Bottom)


Reflectix® Concrete Slab Insulation

Testing and Certification:

All tests on Reflectix® Insulation are performed at either nationally approved independent laboratories or at leading universities. Tests are performed to current American Society of Testing and Materials (ASTM) Standards when a standard exists. For a copy of any of the actual test reports, call 1 (800) 879-3645.

- Thermal Performance ASTM C518
- Fungus Resistance Mil-Std 810B Method 508
- Pliability Test
- Water Vapor Transmission ASTM E96
- Tensile Strength

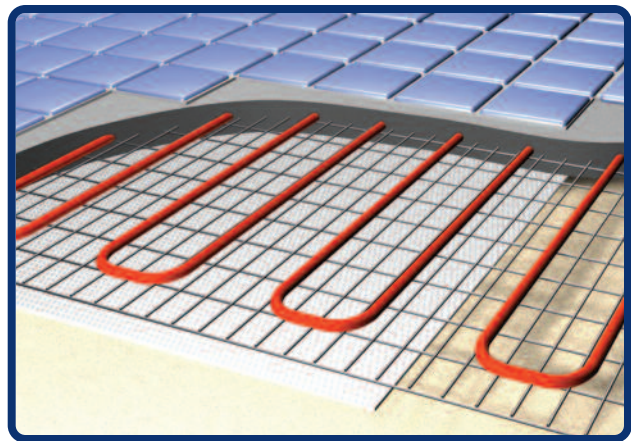
Product Standards: Resistance to fungi or bacteria: Reflectix® does not promote the growth of fungi or bacteria.



Under a Concrete Slab:

- 1) Unroll Reflectix® Concrete Slab Insulation over the sand or gravel, (white poly side up.)
- 2) Butt the seams.
- 3) Seal the seams with 3" wide poly tape. All tape should be applied using a flat edge taping tool to assure good adhesion.
- 4) Install reinforcing rod and then pour the concrete as usual.

Builder's Note: Adding 1" of sand over the Reflectix® Concrete Slab Insulation will facilitate water drainage and shorten the actual curing time.



Radiant Heating in a Concrete Floor:

- 1) Unroll Reflectix® Concrete Slab Insulation over the sand or gravel, (white poly side up.)
- 2) Butt the seams.
- 3) Seal the seams with 3" wide poly tape. All tape should be applied using a flat edge taping tool to assure good adhesion.
- 4) Install radiant heating and reinforcing rod, and then pour the concrete as usual.

Builder's Note: Adding 1" of sand over the Reflectix® Concrete Slab Insulation will facilitate water drainage and shorten the actual curing time.